


Open

design by
ENZO BERTI



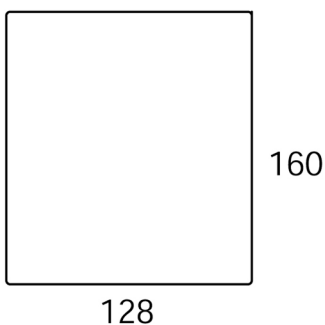
art. 1 - base cm. 160 x 92
art. 1 - base cm. 160 x 92
Kg 32 - mc 0,74



art. 2 - base cm. 192 x 92
art. 2 - base cm. 192 x 92
Kg 40 - mc 0,89



art. 3 - base cm. 224 x 92
art. 3 - base cm. 224 x 92
Kg 45 - mc 1,04



art. 4 - base cm. 128 x 160
art. 4 - base cm. 128 x 160
Kg 45 - mc 1,02

Completamente sfoderabile
(nella versione in pelle il
rivestimento non è sfoderabile)

Struttura in legno rivestita in
poliuretano espanso indeformabile ad
alta densità e fibra poliesteri. Lo
schienale si applica ad innesto sulla
seduta. Braccioli optional imbottiti o in
legno di rovere sbiancato o wengè.

Gambe in metallo.
H gambe cm 10
H seduta cm 42
P seduta cm 58

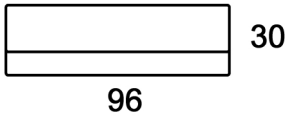
*Completely removable cover.
With leather the cover is not
removable.*

*Wooden frame covered with
stress-resistant high density
polyurethane foam and polyester
fibre. The back plugs into the seat.
Metal legs. Armrest on request, in
bleached oak, wengè or upholstered.*

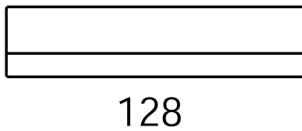
*Feet high cm 10
seat height cm 42
seat depth cm 58*

Open

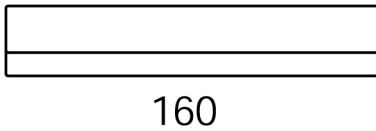
design by
ENZO BERTI



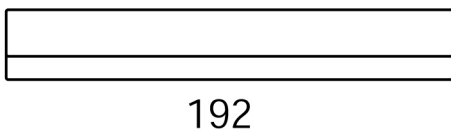
art. 5 - schienale cm. 96
art. 5 - backrest cm. 96
Kg 12 - mc 0,11



art. 6 - schienale cm. 128
art. 6 - backrest cm. 128
Kg 16 - mc 0,15




art. 7 - schienale cm. 160
art. 7 - backrest cm. 160
Kg 19 - mc 0,19



art. 8 - schienale cm. 192
art. 8 - backrest cm. 192
Kg 21 - mc 0,23

Open

design by
ENZO BERTI

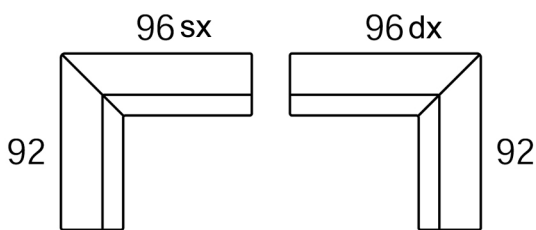


224

art. 9 - schienale cm. 224

art. 9 - backrest cm. 224

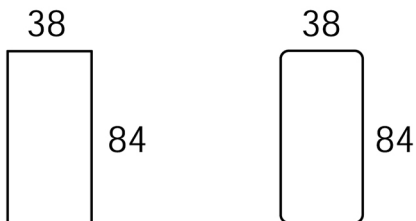
Kg 29 - mc 0,26



art. 10 - schienale angolare cm. 92 x 96 dx o sx

art. 10 - back corner cm. 92 x 96 L / R

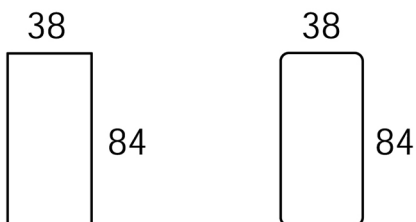
Kg 24 - mc 0,32



art. 11 - bracciolo in legno

art. 11 - wooden armrest

Kg 10 - mc 0,05



art. 12 - bracciolo imbottito

art. 12 - upholstered armrest

Kg 10 - mc 0,05